

Your gift from **About Pet Rats**

# Everything You Need For Your Pet Rats

**A Checklist of Essential Supplies**


# Essential Supplies for Your Pet Rats

## Cages & Carriers

### *The Cage ~ Your Rats' Palace*


There are several wonderful cages available for pet rats. To learn more about how to choose a cage, visit [Choosing Your Pet Rat's Home](#).

A great starter cage which is big enough for two rats is the **Rat Manor**. If you do start with this one you'll probably want to upgrade later to a larger cage. Advantages of this cage are it's completely collapsible and easy to clean. The bars are spaced close together making this cage ideal for babies.



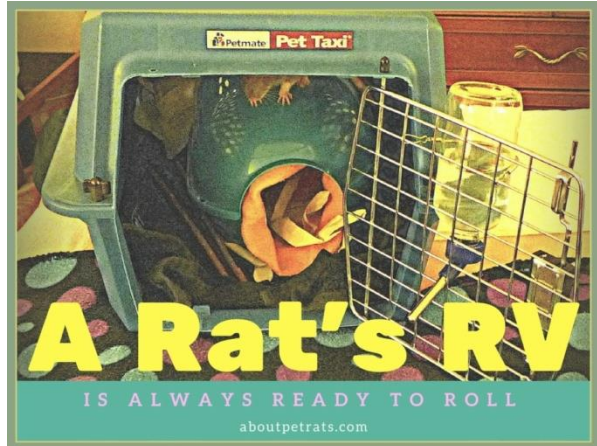
OR

If you can afford a larger cage (and you have the space), Critter Nation makes a **Double Unit Cage** that's roomy, has large doors making it easier to clean and decorate AND it's on wheels AND it has a shelf under the cage for supplies!



## The Carrier ~ Your Rats' Mobile Home

The most versatile travel carrier is--- you won't believe this---a **cat carrier**. They really are ideal for setting up your pet rats' home away from home. You can use this carrier not only for travel, but also for keeping your rats corralled while you clean their main cage.




## Inside the Cage

### Hammocks and Hideaways

There are lots of great handmade hammocks and other types of hanging beds for pet rats sold on **Etsy**. Buy a couple of these and your pet rats will lounge in style.



Although maybe not essential, who can resist this **Pirate Ship**?





## Cardboard Boxes

Use cardboard boxes you already have around the house. Cut out doors and windows to make nesting and hide-away boxes for your rats.



## Bedding

### SOFT FABRIC

Used or **new cotton T-shirts** make comfy bedclothes to place both inside and on top of boxes. If using old T-shirts, make sure there aren't any holes. (Ratties can get their limbs or even their head stuck inside a hole.)



### PAPER

#### **Plain newsprint**

Available in various sizes, you can easily shred this paper by hand. Your rats will enjoy creating nests in their favorite spots.



## Cage Floor Covers

Use inexpensive, [fleece blankets](#) to cover cage floors. Best value = buy this plush king-size blanket and cut to fit your cage.



## Litter & Litter Boxes

### Option A: Make Your Own

Use shoebox lids, cardboard flats that hold canned food or cut off the bottom of any appropriately sized box.

### Option B:

Order [10" pizza boxes](#) online. Split in half to form two litter boxes. Line pizza boxes with layers of unbleached paper towels or [Fresh News](#).

For young rats & smaller cage, order [8" pizza boxes](#) (also available as an Eco-friendly [takeout box](#))



### Option C

Commercially made [litter box](#). Comes in [regular](#) and [jumbo](#) sizes.



If choosing Option C, you'll also need to buy litter to place inside the litter boxes:

[Fresh News](#) is made from 100% post-consumer recycled paper. The soft pellets are highly absorbent and help neutralize odors. Hypoallergenic and low dust. Helps raise money for non-profits.



## Chew Toys

There are many varieties of wooden chew toys. Avoid colored wood.

Willow sticks are wonderful:  
**Pretzels** (short twigs)

**Mega Munch** (long sticks)

**Bamboo Chews** are even better!



## Wheel

**Wodent Wheels** are the best!  
Much safer than a conventional wire wheel, they come in many colors and sizes. (Junior, Wobust & Senior)

If you just want to buy one wheel, the 12" **Wobust Wodent Wheel** works great for all sizes and ages of pet rats.



Wobust Wodent Wheel

## Climbing

**Ladders** make getting up and around easier. They come in various lengths from 8" - 48".

Another great climbing tool is a rope ladder: 17" and 26" rope ladders are available:

**17" rope ladder**

**26" rope ladder**



Wood Ladder



Rope Ladder

### **Rope Perches**

- Choose the length that fits your cage best: 21 - 36"
- Twist the rope into an endless variety of shapes
- Easily attaches to sides of cage with convenient screw off caps



## Tubes

Pick up a PVC pipe online or from your local hardware store (**4" X 2'** or **4" X 3'** for larger cages) or buy a **giant plastic tube** made for pets. Large mailing tubes work great, too. (4" diameter minimum)



Giant Tube

## Food & Water

*For babies (Females up to 8 months, Males up to 10 months)*

**Envigo (formerly Harlan) Teklad 8604**

(5 lb bag)

and

**Oxbow Mouse & Young Rat Food**

(2 lb bag)

Feed both diets for optimum nutrition. If you prefer to feed just one, choose the

**Envigo (formerly Harlan) Teklad 8604**



*For Adults*

**Envigo (formerly Harlan) Teklad 2018**

(5 lb bag)

and

**Oxbow Essentials Regal Rat**

(select the 3 lb bag unless you have a zillion rats)

For variety and optimum nutrition, feed both diets to your rats. If you'd rather pick one diet, choose the **Oxbow Essentials Regal Rat** adult diet.





## For Older or Overweight Adults

### Envigo (formerly Harlan) Teklad 2014

and

### Oxbow Essentials Regal Rat

For variety and optimum nutrition, feed both diets to your rats. If you prefer to feed just one diet, the Teklad 2014 is lower in protein which makes it more suitable for older/overweight rats.



Oxbow Adult Rat Diet

## Variety & Supplements

### Green Mush

Green Mush provides the highest quality, most comprehensive combination of superfoods. It contains large amounts of CoQ10, a powerful antioxidant, and promotes energy and longevity.

Originally created by the founders of Healthforce Nutritionals for their pet rat, June. Green Mush is a must-have supplement for your rat's diet.



Green Mush

A Recipe for Your Rats!

### Grain Mix Ingredients:

- 4 t shelled raw sunflower seeds
- 1 T flax seeds
- 3 T raw rolled oats
- 4 t millet
- 4 T toasted wheat germ
- 2 1/4 T nutritional yeast flakes
- 2 T raw pumpkin seeds
- 2 T lecithin
- Optional: Add hemp hearts and/or chia seeds



Homemade Grain Mix


## Food & Water Dishes

**Soy sauce dishes** are perfect breakfast and dinner plates.




Soy Sauce Dishes

Use **glass water bottles** for inside the cage. Get a **bottle brush** and clean out your rats' water bottles at least once per week.



Glass Water Bottle

Get a **water bowl** to use for when your rats are outside of their cage.



Water Dish for Outside the Cage

This page contains affiliate links. If you purchase a product through one of our links we will earn a small commission **at no extra cost to you** which helps maintain [About Pet Rats](#). We only share products and supplies we think are fabulous for pet rats. Thank you for your support!

© 2024 [About Pet Rats](#)

Updated with lowest prices, best sources: 6/19/24